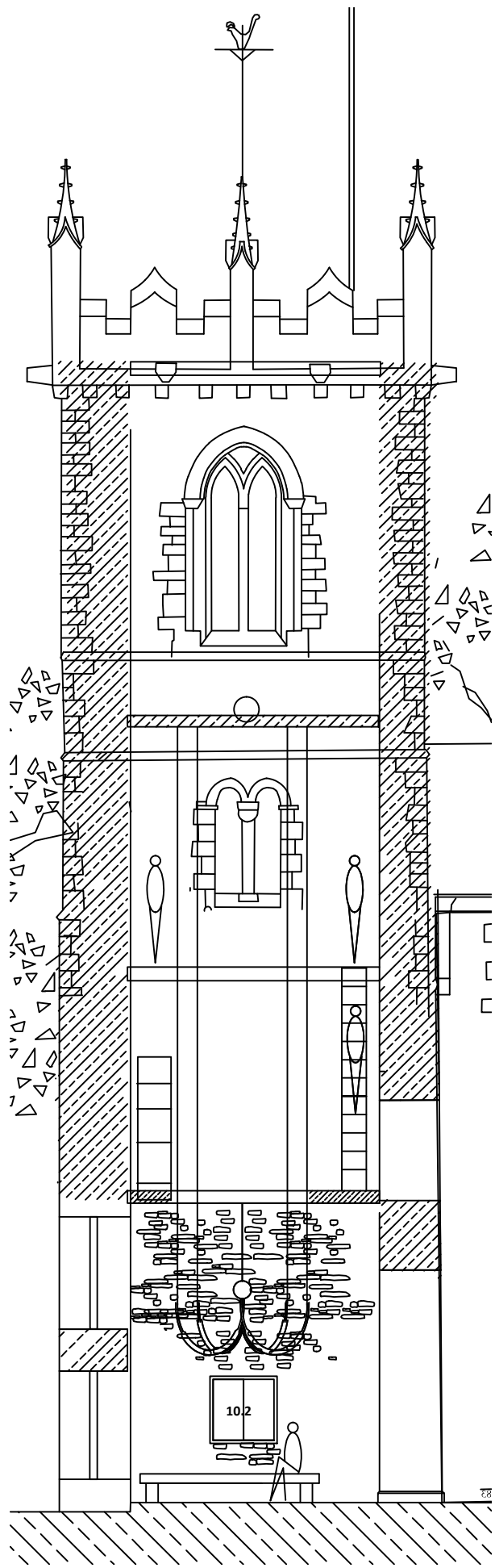
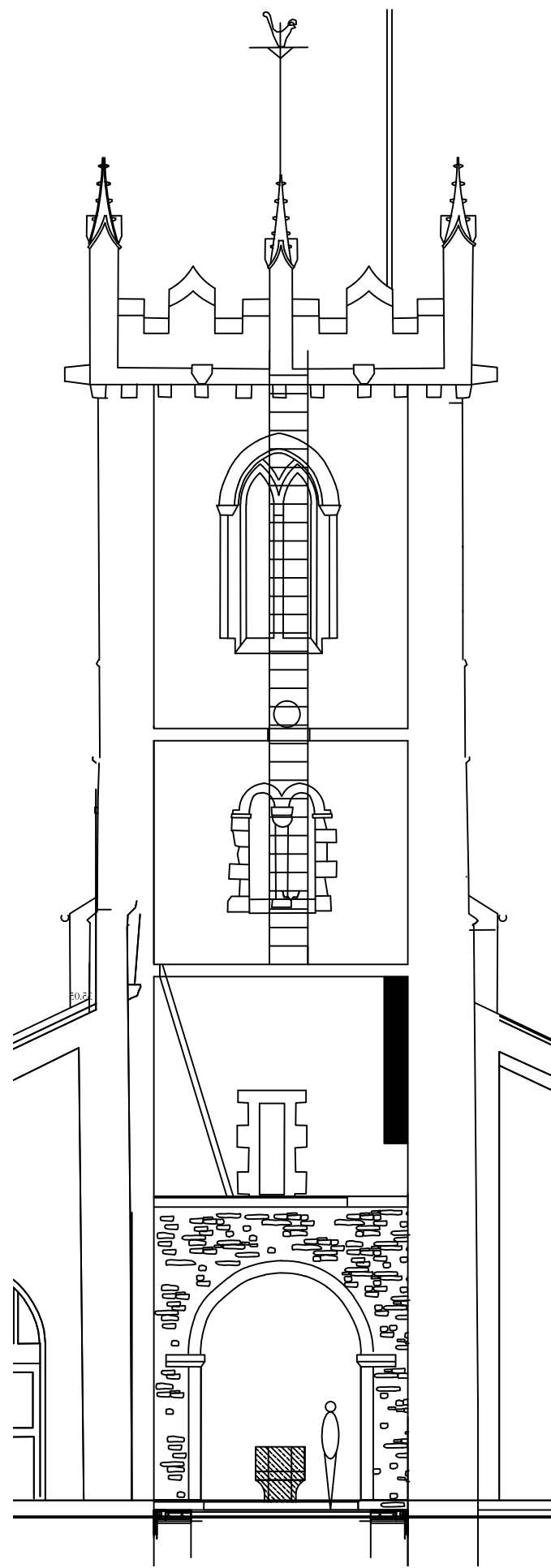


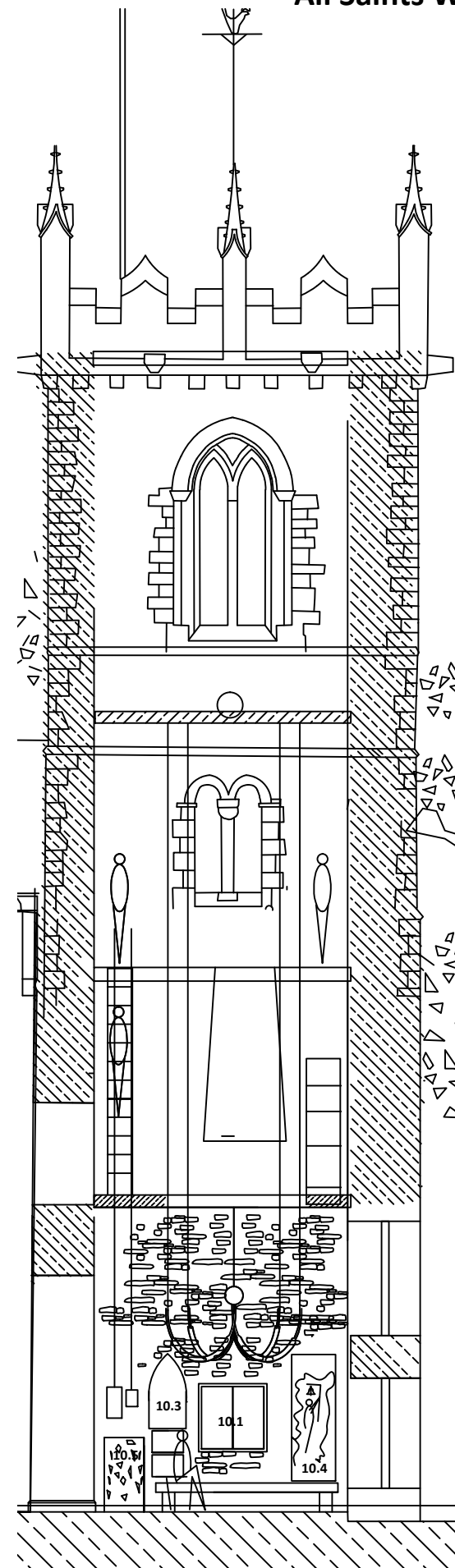
**All Saints Winterton, Diocese of Lincoln, Grade 1 - Alterations and Extension.**



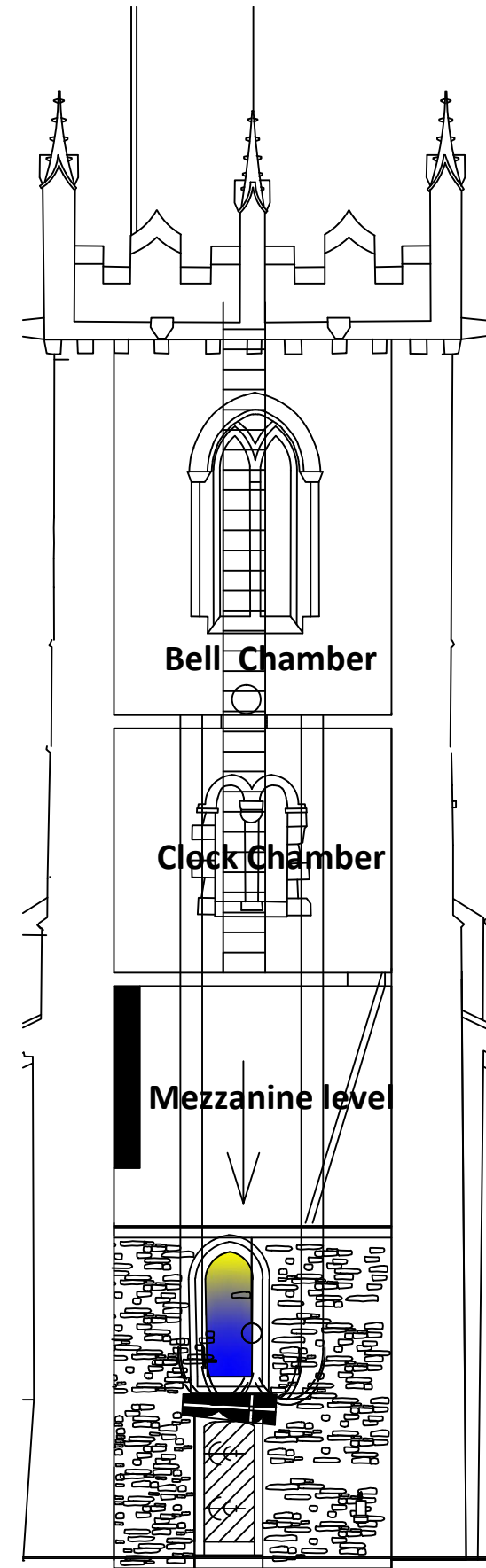
**North Wall Elevation 1:100**



**East Wall Elevation 1:100**



**South Wall Elevation 1:100**



**West Wall Elevation 1:100**

**TOWER ROOM**

**1.0 PREPARATION**

- Carefully remove for relocation or refixing.
- a. Glazed Oak C20 Tower Screen
- b. Medieval stone fragments
- c. Wall clock
- d. Peel Boards
- e. Conservator to remove grave slab lintol for conservation + repair.
- f. Bell Ropes + Sally Jugs + Frame
- g. Iron C19 access ladder + platform
- h. C19 stone paving.
- i. Clock Hammer Control + Stay
- Remove and discard
- j. Wood services enclosure
- k. Iron Clock Weights enclosure
- l. Curtain + Pole
- m. Services installations, Electrics/ Gas
- n. Ringers paraphernalia.

**2. GROUND FLOOR**

Form new Lincolnshire Limestone Ancaster Hard White paving (honed 35thk, 450 w, varying lengths, joints 5mm) to existing floor level bedded on lime mortar on ex sub base.  
Form 50mm perimeter evaporation margin filled with clean stone.

**3. Mezzanine Floor**

Form new upper floor of 25x250 wide sw t+g boards on 200x75 C16 joists @ 400 c/c on 2no 203 x 133 x 25kg UB's. Steels welded to steel brackets and fixed to masonry with 16mm DIA Resin Anchors min 300mm into wall. Joists fixed to steel angle bolted to West, East walls with resin anchors as above @ 400c/c. 150mm Kingspan Thermal Insulation within floor. Oval frame of 200x75 PFC.

**4. WALLS**

Make good to walls following removal of fittings.

Build in ss supporting plate above Grave Slab Lintol - to SE design. Refi Lintol.

Remove paint layers to Ground Floor Walls up to Mezz level, under supervision of Archaeologist. Redecorate with Limewash.

**5 CEILING**

Soffit boarding of 75/100 x 15 mm Oak strips with negative joints. Relocate Sally Jugs within floor.

Bell Trap hinged central section.

Access Hatch flush to soffit

Clock Weights opening trimmed.

**6. DOORS**

Conservation refurbishment to historic door  
Draught proof to West Door.  
Form Oak lattice screen for east wall high level opening.

**7 WINDOWS**

Proposal to remove ex C19 west wall glazed light and replace with stained Glass artwork in separate Faculty.

**8 HEATING**

Install Trench Duct perimeter heating duct flush to Floor Level. Appox 200 w x 180d on insulated bed.

Proposal for underfloor heating on solid breathable Limecrete sub-base as specified for Nave - subject to Archaeologists approval.

**9 LIGHTING + POWER + S+F DETECTION**

Feature lighting design by Graham McLusky for wall washing LED strip built into Mezz Floor deck + Feature spotlight projecting 'interpretatio image' to central floor General LED down lighters within soffit. Full S+F detection within Tower levels.

**10 FITTINGS**

1. Wall mounted double door oak Ringers cabinet to s wall.
2. Wall mounted double door oak interpretation cabinet to n wall
3. Peel Boards reinstated to E of S Wall
4. Graphics wall mounted Medieval Ringers image to W of South wall
5. Artwork Clock Weights recepticle 1.5h x 0.6DIA Black Iron with irregular angled cut-outs. Hinged door.
6. Pascal Candle + Iron Stand
7. 2no Oak Benches
8. Bell Rope Spider fixed to centre soffit.
9. New Bell Ropes, Sally's + Ex Sally Guides
10. Bell Simulator on steel frame bolted to wall at Mezz level. Rope t form same set as Bells.
11. Storage racking to west wall of Mezzanine.
12. HSE compliant retractable counterbalanced aluminum angled folding ladder for access from Ground Floor stored on mezzanine
13. HSE compliant ladder for access Mezzanine to Clock Chamber.
14. HSE compliant angled ladder for access from Clock Chamber to Tower Roof with platform at Roof Hatch level